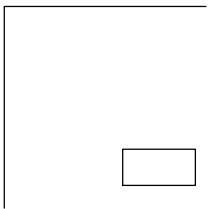


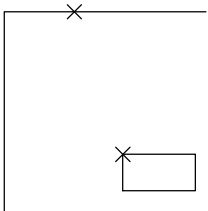
Tracking techniques with move

- Draw a corner of a room with walls 5000 long
- Draw a rectangle 1800,900 at a convenient point
- Move the rectangle to a corner position 500 units away from each wall

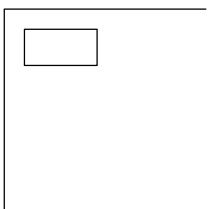


Draw the room corner with walls 5000 long
Draw a rectangle 1800x 900 at a convenient point

1st tracking point



Start the Move command (M), select the rectangle and base point shown. Type TK to enter tracking and pick 1st tracking point as shown. Move cursor down. Type 500 + enter to drive tracking in this direction.



Move cursor to the left and carefully pick perpendicular osnap point on the left hand wall and type 500 enter.

Push enter again to exit tracking mode. The rectangle is now placed 500 units from each corner without the use of constructions