


SOLUTIONS TO STATIC PROBLEMS

PRINTING DIGITAL DOCUMENT PRINTING



Digital document printing is a major market for us. The process dries out the substrate to make it very static generative. The high speed can cause static generation at every roller or stage, in addition to the static induced by the process itself. This problem can be seen immediately at the exit of the printer or at subsequent operations, such as creasing and folding. Some problems can be severe, especially with synthetic substrates. We use a wide range of equipment to solve these problems. Some typical solutions are shown below.



1250-S Static Eliminator Bar neutralising paper as it exits printer

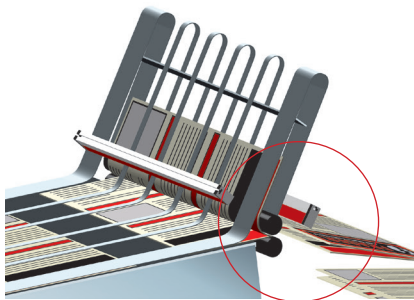
Digital Printing

The product is usually charged as it exits the printer. This may, or may not, be a problem depending on the immediate post-printing operation and the substrate.

A 1250-S Bar positioned 25-50mm from the substrate can remove this charge.



1250-S Static Eliminator Bar

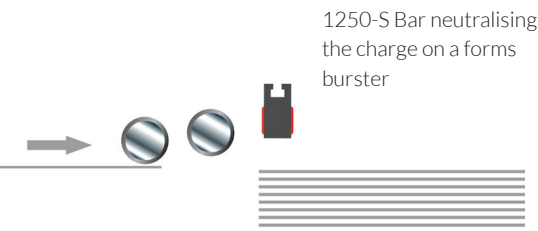


1250-S Bar neutralises the charge in the folded document

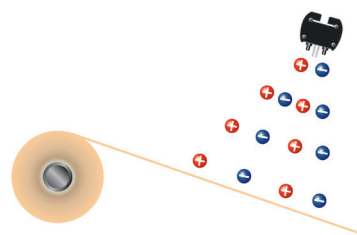
Subsequent Operations

There can be a wide range of subsequent operations: bursting, creasing, folding, collating and mailing. If the paper has had the opportunity to regain some moisture fewer problems will arise, but some substrates are resistant to water absorption and so the static charge will not go away.

Digital printing processes are also used on synthetic substrates in a wide range of markets.



1250-S Bar neutralising the charge on a forms burster



3850 Ionstorm Long Range Static Eliminator Bar neutralising static on a rewind handling a synthetic substrate

Other static related problems in digital printing:

- Shocks to operators handling charged objects
- Dust attraction
- Creased, unsightly product