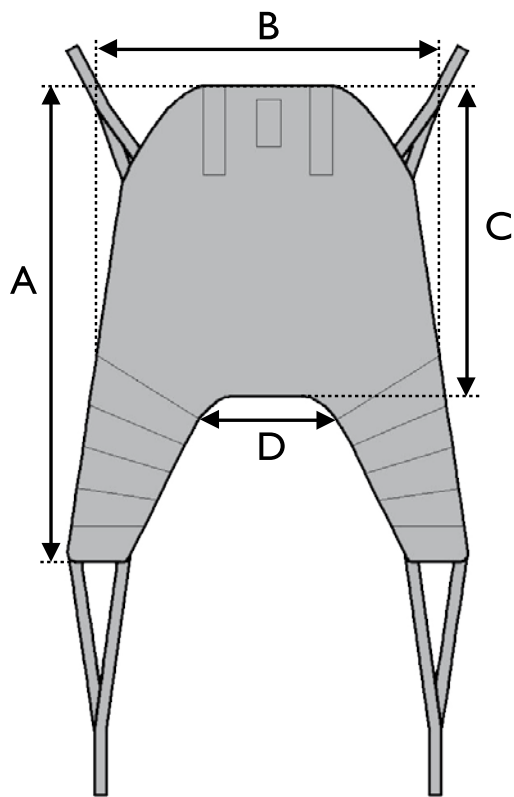




Optimal positioning and ease of application

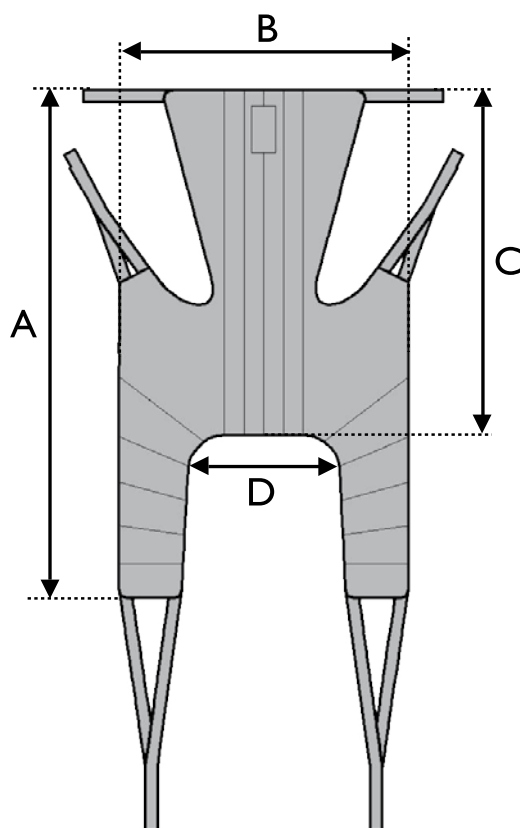
Invacare's range of slings provides a safe and comfortable transfer solution for many types of physical disability. This selection of high quality slings has been developed with the collaboration of Occupational and Physiotherapists, to ensure optimal fit, support for the client and ease of application for the carer. Most slings are available in five sizes with the option of fabric type. A range of adjustments enable the slings to meet the specific needs of the individual.



Invacare **Universal High Sling**

Supports the whole body and the head giving the client a comfortable and slightly reclined position. The **Universal High Sling** is typically used for those who have limited control of the head, trunk or hips – or for transfers to and from a lying position. The **Universal High Sling** can also be used for seated to seated transfers. This sling can also be used without the head support, by simply removing the plastic rigidisers.

| Size | A | B | C | D |
|-----------|------|------|-----|-----|
| XS | 1040 | 740 | 610 | 340 |
| S | 1080 | 840 | 730 | 380 |
| M | 1420 | 1000 | 830 | 400 |
| L | 1550 | 1100 | 920 | 510 |
| XL | 1680 | 1150 | 920 | 550 |

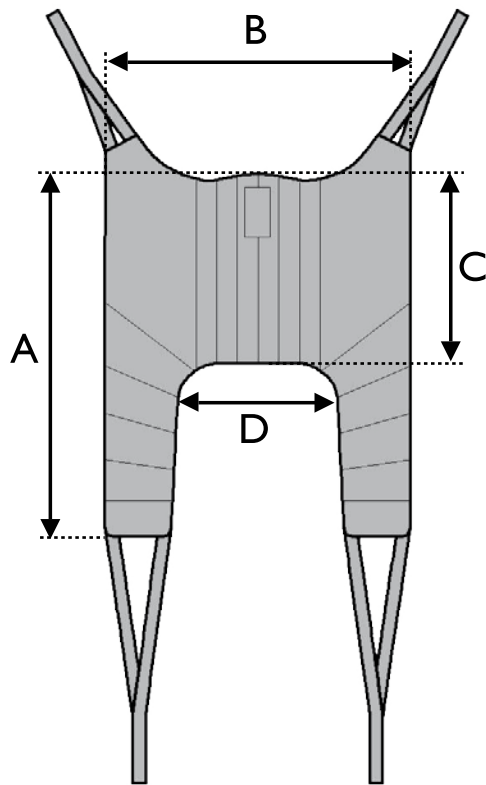


Invacare **Universal High Plus Sling**

Supports the whole body including the head giving the client a comfortable and slightly reclined position. The **Universal High Plus sling** also allows clients keep their arms outside the sling. It is typically used for those who have limited control of the head, trunk or hips – or for transfers to and from a lying position. The **Universal High sling** can also be used for seated to seated transfers. This model has a stiffened fabric in the back section, to ensure optimal weight distribution and comfort for the client.

Also available in Net and Spacer material.

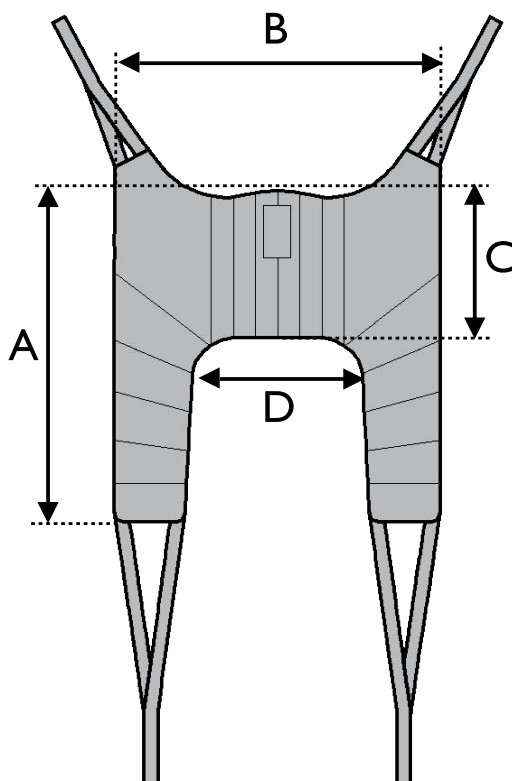
| Size | A | B | C | D |
|-----------|------|------|-----|-----|
| S | 1380 | 840 | 880 | 340 |
| M | 1510 | 950 | 930 | 450 |
| L | 1580 | 1100 | 970 | 560 |
| XL | 1590 | 1190 | 970 | 630 |



Invacare **Universal Standard Sling**

Supports the whole body; including the shoulders. This sling should only be used for those who have good head control. The **Universal Standard sling** is often preferred as an all-round sling for the elderly, as it supports the entire body and gives the client a feeling of comfort as well as an unobstructed view. This sling can be used for seated to seated transfers and is easy to apply. This model also has a stiffened fabric in the back section, to ensure optimal weight distribution and comfort for the client.

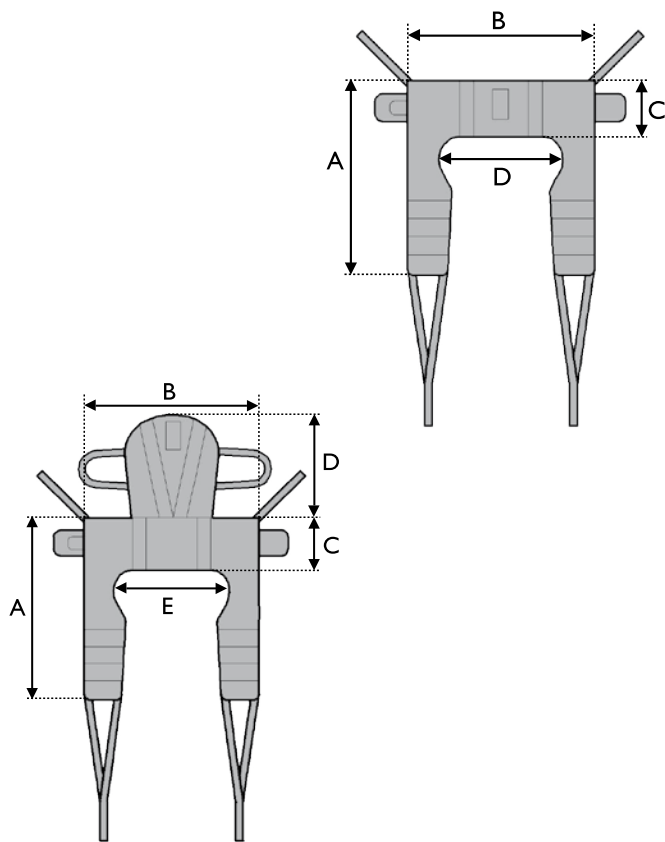
| Size | A | B | C | D |
|-----------|------|------|-----|-----|
| S | 1000 | 920 | 510 | 410 |
| M | 1090 | 1050 | 560 | 480 |
| L | 1180 | 1090 | 580 | 560 |
| XL | 1240 | 1250 | 585 | 710 |



Invacare **Universal Low Sling**

Supports the hips and lower back. The **Universal Low sling** can be used for those who have some trunk control and full head control. It is used for seated to seated transfers and is easy to apply. This sling also has stiffened back section to ensure optimal weight distribution and comfort for the user.

| Size | A | B | C | D |
|----------|-----|------|-----|-----|
| S | 850 | 800 | 350 | 410 |
| M | 920 | 940 | 375 | 480 |
| L | 950 | 1075 | 405 | 575 |



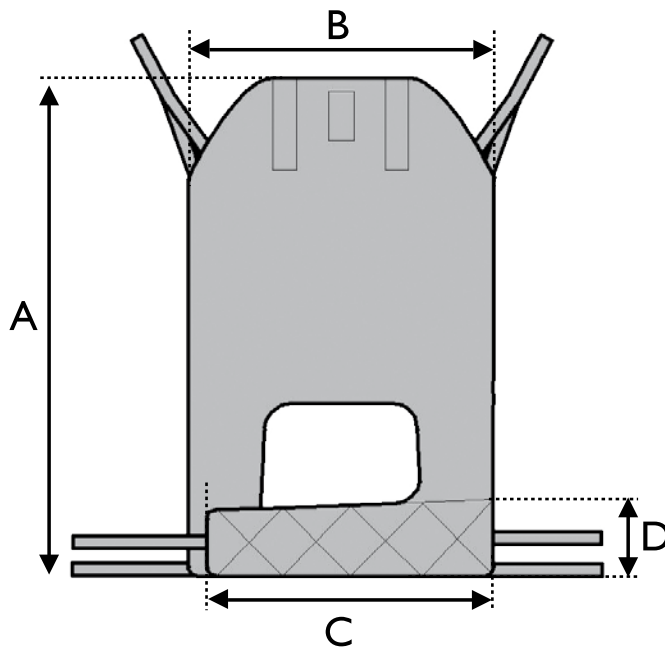
Invacare **Dress Toileting Sling**

Within the Invacare sling range there are two toilet transfer slings available; with or without head support. Both models come with a belt for increased support around the body and for safe positioning. The **Dress Toileting Sling** is suitable for those who have limited mobility. The model with head support is designed for clients who also have reduced head control. The **Dress Toileting Sling** is suitable for those who want to be able to dress and undress during the toilet transfer. It is used for seated to seated transfers and is very easy to apply.

| Size | A | B | C | D |
|-----------|------|------|-----|-----|
| S | 870 | 710 | 200 | 430 |
| M | 950 | 800 | 230 | 490 |
| L | 1020 | 900 | 230 | 600 |
| XL | 1100 | 1080 | 270 | 760 |

Invacare **Dress Toileting High Sling**

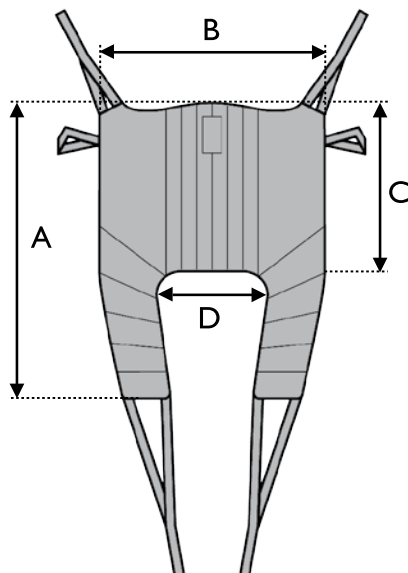
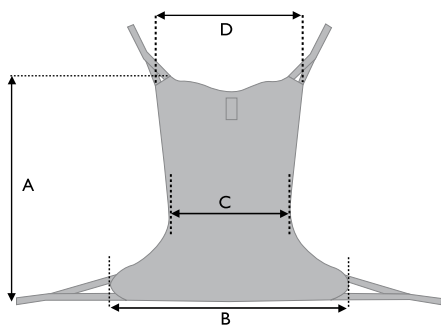
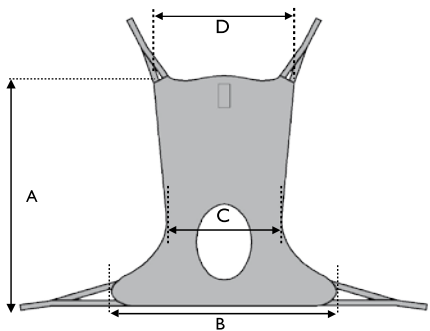
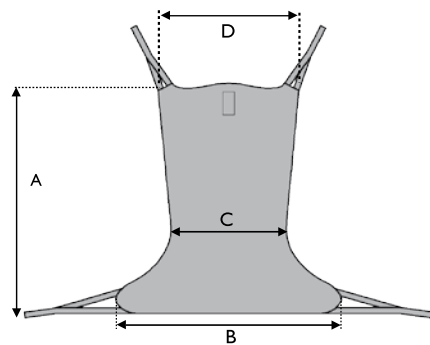
| Size | A | B | C | D | E |
|-----------|------|------|-----|-----|-----|
| S | 870 | 710 | 200 | 400 | 430 |
| M | 950 | 800 | 230 | 470 | 490 |
| L | 1020 | 900 | 230 | 470 | 600 |
| XL | 1100 | 1080 | 270 | 470 | 760 |



Invacare **Easy-fit Sling**

Supports the whole body and the head, and is therefore suited for clients with the most challenging physical disabilities. The specially designed separate leg supports are easy to apply, and the sling affords a good hip position, which allows the client to sit relatively upright. The **Easy-fit sling** is also well-suited for amputees. It is easy to apply in both sitting and lying positions.

| Size | A | B | C | D |
|-----------|------|-----|-----|-----|
| XS | 1100 | 710 | 595 | 170 |
| S | 1130 | 760 | 640 | 180 |
| M | 1200 | 800 | 675 | 190 |
| L | 1270 | 860 | 720 | 210 |
| XL | 1390 | 940 | 780 | 220 |



Invacare **Comfort Sling**, **Comfort Sling with Hygiene Opening** and **Comfort Standard Sling**

This sling model is available in two versions. The **Comfort Sling** supports the whole body - including the head. The **Comfort Standard Sling** supports the whole body including the shoulders, but not the head. The latter is suitable for those who have good head control.

The Invacare range of **Comfort Slings** is ideally suited to those with chronic pain. The sling is also useful for above-knee amputees or for those, who due to postural position or pain, prefer to remain in a seated position.

Both the **Comfort** and **Comfort Standard Sling** can be put on while the client is lying down and used to transfer the individual into a seated position.

The **Comfort Sling** with Hygiene Opening is worn the same way and used for toileting.

Invacare **Comfort Sling** with and without Toileting Opening

| Size | A | B | C | D |
|-----------|------|------|-----|------|
| XS | 1040 | 970 | 510 | 960 |
| S | 1150 | 1050 | 550 | 1020 |
| M | 1395 | 1170 | 610 | 1160 |
| L | 1445 | 1290 | 675 | 1280 |
| XL | 1460 | 1330 | 745 | 1470 |

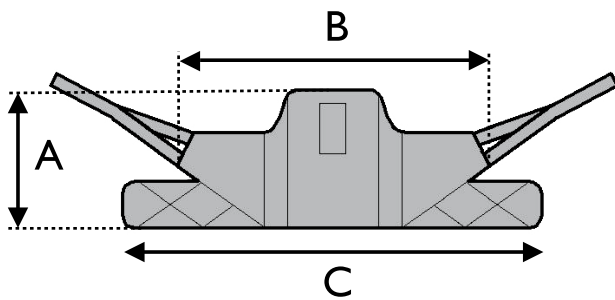
Invacare **Comfort Standard Sling**

| Size | A | B | C | D |
|----------|------|------|-----|------|
| S | 960 | 1050 | 550 | 1000 |
| M | 1020 | 1170 | 610 | 1050 |
| L | 1160 | 1290 | 675 | 1110 |

Invacare **Amputee Sling**

This model is specially designed for the safe transfer of clients with single or double amputations. The sling affords the user comfortable support in a slightly reclined position. It is important that the client has good head control.

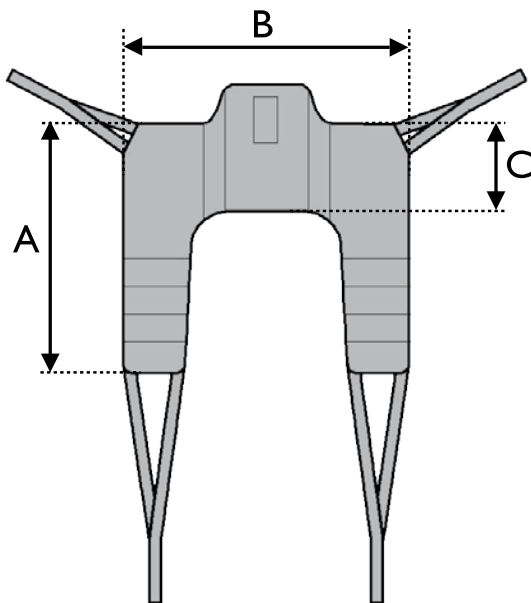
| Size | A | B | C | D |
|-----------|------|------|-----|-----|
| S | 1100 | 930 | 490 | 320 |
| M | 1160 | 970 | 520 | 360 |
| L | 1360 | 1230 | 570 | 430 |
| XL | 1400 | 1350 | 570 | 480 |



Invacare **Stand Assist Sling**

Designed for use with the **Reliant 350** lifter, but compatible with other types of Stand Assist lifter*, the **Invacare Stand Assist Sling** offers a comfortable and safe transfer for clients who have some weight bearing ability, but cannot stand independently. In addition, the client should be coherent, have good body and head control and the ability to grip the lift boom during the transfer. The sling is well padded and comes with non-slip material on the back to ensure a comfortable transfer position.

| Size | A | B | C |
|-----------|-----|------|------|
| S | 260 | 840 | 950 |
| M | 330 | 895 | 1170 |
| L | 360 | 950 | 1270 |
| XL | 360 | 1020 | 1810 |



Invacare **Transfer Stand Assist Sling**

The **Invacare Transfer Stand Assist Sling** can be used with the **Reliant 350** lifter and enables a simple seated transfer. This sling is used for those with good body and head control who are able to grip the lift boom.

| Size | A | B | C |
|-----------|------|------|-----|
| S | 860 | 840 | 240 |
| M | 1020 | 895 | 260 |
| L | 1180 | 950 | 330 |
| XL | 1230 | 1020 | 350 |

* Please refer to the Lifter manufacturer's compatibility instructions

Sling Accessories



Fleece padding for extra comfort



Leg insert, Foam. For **Universal Standard**, **Universal High** and **High Plus** in Net Material



Extension loops - in order to give more positioning possibilities



Head support stiffeners - for Slings with head support. **Easy Fit**, **Universal High**

Fabrics



Solid Polyester

A standard material that is easy to apply - slides smoothly and dries quickly after washing.



Net*

Used for bathing or if the user will stay seated on the sling for a period of time.



Spacer*

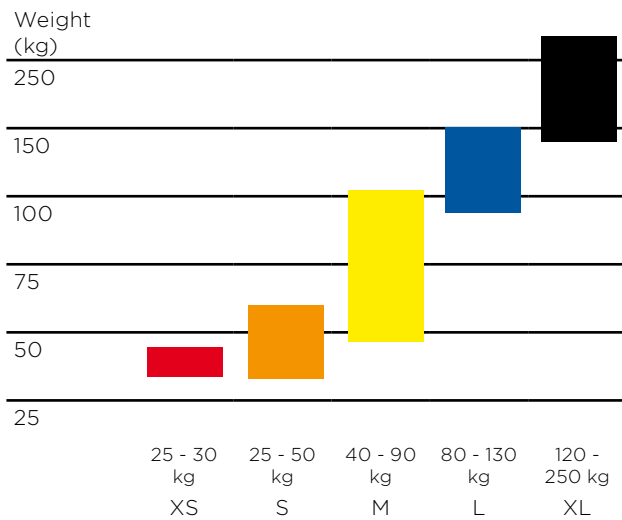
A slightly elastic fabric that adapts to the user's body shape. Well suited for those with skin integrity issues.

* It is important to carry out a risk assessment with reference to skin integrity for those who be seated on a sling for long periods.

| Sling Types | Fabric Matrix | | | Size Matrix | | | | |
|------------------------|---------------|-----|--------|-------------|---|---|---|----------------|
| | Solid | Net | Spacer | XS | S | M | L | XL |
| Universal Low | ● | | | | ● | ● | ● | |
| Universal Standard | ● | ● | ● | | ● | ● | ● | ● |
| Universal High | ● | ● | ● | ● | ● | ● | ● | ● |
| Universal High Plus | ● | ● | ● | | ● | ● | ● | ● ¹ |
| Dress Toileting | ● | | | | ● | ● | ● | ● |
| Dress Toileting High | ● | | | | ● | ● | ● | ● |
| Easy-fit | ● | | ● | ● | ● | ● | ● | ● |
| Amputee | ● | | | | ● | ● | ● | ● |
| Comfort | | ● | ● | ● | ● | ● | ● | ● |
| Comfort Toilet | ● | ● | | ● | ● | ● | ● | ● |
| Comfort Standard | | ● | ● | | ● | ● | ● | |
| Standing Transfer Vest | ● | | | ● | ● | ● | ● | ● |
| Stand Assist | ● | | | | ● | ● | ● | ● |
| Transfer Stand Assist | ● | | | | ● | ● | ● | ● |

1/ Only available in solid material

Size guide



Technical data



Invacare **Slings** 200 kg
XL sizes 250 kg



95°



All slings should be tested and adjusted to the individual user to ensure optimal comfort and safety during transfers.



Invacare Limited
Pencoed Technology Park -
Pencoed - Bridgend CF35 5AQ -
United Kingdom
Tel: +44 1 656 776 222
Fax: +44 1656 776 220
E-mail: uk@invacare.com
Sales Order E-mail:
ordersuk@invacare.com
www.invacare.co.uk
Invacare Ireland Ltd
Unit 5 - Seatown Business
Campus
Seatown Road - SWORDS -
County Dublin - Ireland
Tel. +353 1 8107084
Fax +353 1 8107085
Email: Ireland@invacare.com
www.invacare.ie

© 2016 Invacare International Sàrl
All rights reserved.

All information quoted is believed to be correct at time of print.
Invacare reserves the right to alter product specifications without prior consultation.

Invacare **Slings** are part of the Safe Patient Handling range.

Slings - UK - 01/2016
Brochure re-order code: 1503851



safe**patient**handling



Yes, you can.®