

Invacare® | **Comet**®



 REHACARE  
DESIGN AWARD  
2008/2009  
GOOD DESIGN

### **Rugged, Robust, Reliable: The *Invacare Comet***

The **Comet** is packed with features that enable a safe, fast and enjoyable drive. Reliability remains the hallmark of this secure and speedy scooter. Whether stocking up at the supermarket or challenging its outdoor performance, you can rely on the **Comet** to get you where you want to go, quickly, in comfort and with peace of mind. A soft swiveling seat offers you an optimal driving position and allows you to move around and enjoy activities while seated. By combining rugged outdoor capabilities with ergonomics and good looks, the **Invacare Comet** is a stellar solution for your transportation needs.



**Yes, you can.®**



**For a safe, controlled drive**

With its large wheels, a powerful motor and adjustable suspension system in both the front and rear of the chassis, the **Comet** simply invites adventure. The **Comet** is equipped with an electronic speed reduction feature, which automatically decreases speed when going round bends: this ensures safe, comfortable manoeuvres at all times. Intelligent electronics offer a visual and audio signal when the batteries need recharging. The unique lighting system includes an easily visible DUAL-bulb headlight, indicators that automatically switch off and an integrated heavy-duty brake light for safety.

**Compact for convenience**

Ergonomic handles help you execute precise manoeuvres in tight spaces and offer relief to hands and arms during longer trips. The adjustable tiller lever is positioned opposite the handbrake and is within easy reach. A two-step disengaging lever protects the scooter from free-wheeling if accidentally knocked out of drive mode.

**Simplicity and ease of use**

Using only quality components not only makes the **Comet** reliable, but easy to service. Simply remove the top cover to access batteries, electronics, motor and cables. The motor and electronics are protected from corrosion and water (splash protection) which safeguard the vital workings of the scooter against dirt


and water preventing any unnecessary malfunction. The lights operate in such a way that lights still function if one bulb blows.

The **Comet** has undergone extensive testing in the German independent TÜV test laboratory and complies with the Medical Device Standards for Europe.

**Features and Accessories**



**Finite tiller movement**  
Individuals can easily adjust the tiller with a lever to suit their needs.



**Ergonomic steering**  
Prevents fatigue in arms and hands during long trips.



**Hand brake**  
Ensures immediate braking if required.



**Brake light**  
Heavy duty brake lighting warns people that the scooter is slowing down.

Features and Accessories



**Two-step disengaging lever**  
Prevents the scooter from accidentally free-wheeling.



**Built-in anti-splash guards**  
Protects electronics and transaxle from dirt and water.



**Automatic speed reduction**  
Speed lowers during turns to ensure a safe manoeuvre.



**Suspension**  
Can be adjusted at front and rear for optimal driving comfort.



**Seat Bag**  
Fixes over the back of the seat to provide additional storage.



**Lockable front box**  
Secure box for personal valuables.



**Seat suspension module**  
For increased comfort on the move.



**Cup holder**  
Stores water or soft drinks.















**Heavy-duty storage cover**  
Keeps the scooter clean and dry.








**Off-board charging**  
Simply remove batteries to charge with the off-board charger kit.

## Technical data


|   |   |   |   |  |   |
|---|---|---|---|--|---|
|  |  |  |  |  |  |
| Invacare Comet 51 cm  | 49 cm   | 44 - 51,5 cm  | 55 cm   | 66 cm  | 147,5 cm  |

|   |   |   |   |  |   |
|---|---|---|---|--|---|
|  |  |  |  |  |  |
| Invacare Comet 136 kg   | 84 kg   | 160 kg  | 2 x 75 Ah   | 326 cm   | 10 cm   |

|  |  |  |  |   |
|--|--|--|--|---|
|  |  |  |  |  |
| Invacare Comet 13,5 cm   | 10°  | 55 km  | 12,8 km/h  | 12,8 km/h : 250 W / 1200 W*   |

\* Peak performance

## Colour of shrouds



Moonstone Silver



Onyx Blue

## Upholstery



Black vinyl

Invacare Limited  
 Pencoed Technology Park - Pencoed -  
 Bridgend CF35 5AQ - United Kingdom  
 Tel: +44 1 656 776 222  
 Fax: +44 1656 776 220  
 E-mail: uk@invacare.com  
 Sales Order E-mail:  
 ordersuk@invacare.com  
 www.invacare.co.uk

Invacare Ireland Ltd  
 Unit 5 - Seatown Business Campus  
 Seatown Road - SWORDS - County  
 Dublin - Ireland  
 Tel. +353 1 8107084  
 Fax +353 1 8107085  
 Email: Ireland@invacare.com  
 www.invacare.ie

© 2015 Invacare International Sàrl  
 All rights reserved.

All information quoted is believed to be  
 correct at time of print.  
 Invacare reserves the right to alter  
 product specifications without prior  
 consultation.

Comet - UK - 02/2015 - 1506451



Yes, you can.®